

TRACKSCAN-P

Optical 3D Measurement System

Intelligent Tracking without Targets



SCANTECH (HANGZHOU) CO., LTD. (HQ.)

Building 12, No.998, West Wenyi Road, Yuhang District, Hangzhou, Zhejiang Province, China

Tel : 0086-571-85852597 Fax : 0086-571-85370381

E-mail : info@3d-scantech.com

Website : www.3d-scantech.com

SCANTECH DIGITAL GmbH.

Dieselstrasse 18, 70771 Leinfelden-Echterdingen, Echterdingen industrial park

Tel : 0711 31013901

E-mail : info@3d-scantech.com

SCANTECH DIGITAL Inc.

611 Gateway Blvd. Suite # 120. South San Francisco, CA 94080

E-mail : info@3d-scantech.com




Copyright ©


SCANTECH (HANGZHOU) CO., LTD.

TRACKSCAN-P


Engineered with intelligent optical tracking measurement and high-resolution cameras, Track-Scan-P can precisely measure parts without having to stick reference targets. This optical 3D measurement system, consisting of a portable 3D scanner and an optical tracker i-Tracker, suits well for 3D scanning large-scale objects. It can be widely applied for quality control, product development, reverse engineering, and more in industries such as aerospace, automotive, rail transport, and mold.

By combining it with additional modules, it can enable extendable applications. It can be paired with an auxiliary light module to inspect circles, grooves, and machined holes of stamping parts. With a tracking T-Probe, it conducts precise contact measurements for edges, circles, and grooves. When being mounted onto a robot arm, it is an optimal choice for intelligent and automated 3D inspection.






Optional auxiliary light module





21 blue laser crosses
2.6 million measurements/s
Anti-dust & fog targets
Aerospace-grade carbon fiber



Wireless and portable

Single point repeatability 0.030 mm





Intuitive operating indicator
Dual-camera system for large-volume tracking




Target-free
3D Scanning



Ultra-fast
Measurement



Edge Detection




Extendable
Measuring Volume



Optical Tracking for Instant 3D Scanning

TrackScan-P 3D system's optical tracking allows users to start scanning instantly without having to stick targets, significantly improving efficiency and decreasing costs.




Precise Edge Detection

TrackScan features a stand-out function of instant edge detection. Users can inspect circles, grooves, and machined holes of stamping parts in various finishes on the site without having to import original CAD models. The efficient edge detection is enabled thanks to its gray value measurement and optional auxiliary light module. Good measurements are ensured by delivering accurate and repeatable hole positions and diameters.

Unrivalled-fast & Detail-maker

By freely switching between multiple working modes, the TrackScan fits different scanning situations with an accuracy of up to 0.025 mm and an ultra-fast measurement rate of up to 2,600,000 measurements/s. Its 7 parallel blue laser lines perform well for capturing details. A single blue laser line aims to collect 3D data of deep holes and hard-to-reach areas efficiently.




Strong Adaptability

Made from aerospace-grade materials, it is sturdy and reliable. It also boasts a strong anti-interference capability to operate smoothly regardless of vibrations or thermal variations. Due to its advanced algorithm, TrackScan is robust in capturing 3D data of reflective and dark surfaces.



Extendable Applications

TrackScan-P optical 3D measurement system can be integrated with Scantech’s products to cater to different measurement needs.





It can be paired with a tracking T-Probe (optional with different sizes) to probe inaccessible areas such as holes and hidden points. This contact measurement probe can ensure precise results with high single-point repeatability of 0.030 mm.

When integrated with Scantech’s wireless communication link AirGo Pro, it can enable free and mobile 3D scanning.



It can be mounted on a robotic arm to form an automated 3D measurement system AutoScan-T for efficient, and batch measurement.



Its E-Track can also be combined with path planning software for intelligent robotic path planning and guiding.

Technical specification

Type		TrackScan-P550
Scan mode	Ultra-fast scanning	21 blue laser crosses
	Hyperfine mode B	7 blue parallel laser lines
	Deep hole scanning	1 extra blue laser line
Accuracy ⁽¹⁾		Up to 0.025 mm (0.0009 in)
Measurement rate up to		2, 600,000 measurements/s
Scanning area up to		500 mm × 600 mm (19.7 in × 23.6 in)
Laser class		Class II (eye-safe)
Resolution up to		0.020 mm (0.0008 in)
Volumetric ⁽²⁾ accuracy	10.4 m³	0.060 mm (0.0024 in)
	18.0 m³	0.075 mm (0.0030 in)
Volumetric accuracy (With MSCAN photogrammetry system)		0.044 mm + 0.012 mm/m (0.0017 in + 0.00014 in/ft)
Single-point repeatability of tracking T-Probe		0.030 mm (0.0012 in)
Hole position accuracy		0.050 mm (0.0020 in)
Object Size (Recommend)		100 - 8000 mm (3.9 in - 315.0 in)
Stand-off distance		300 mm (11.8 in)
Depth of field		400 mm (15.7 in)
Output formats		.stl, .obj, .ply, .asc, .igs, .txt, .mk2, .umk and etc.
Operating temperature range		-10°C - 40°C (14°F-104°F)
Operating humidity (Non-condensation)		10%-90% RH
Interface mode		USB 3.0
Certification		CE, UL
Patents		CN106500627, CN106500628, CN206132003U, CN204854633U, CN204944431U, CN204902788U, CN204963812U, CN204902785U, CN106403845, US10309770B2, CN204854633U, CN105068384B, CN105049664B, CN106403845B, CN111694665A, CN214375417U, CN214379242U, CN214379241U, CN109000582B, CN112802002B, CN210567185U, CN211121096U, CN214149174U, CN114001671B, CN114001696B, CN114554025B, CN114205483B, CN113514008A, US10309770B2, US11060853B2, KR102096806B1, EP3392831B1

(1) ISO 17025 accredited: Based on VDI/VDE 2634 Part 3 standard and JJF 1951 specification, probing error (size) (PS) performance is evaluated.
(2) ISO 17025 accredited: Based on VDI/VDE 2634 Part3 standard and JJF 1951 specification, sphere spacing error (SD) performance is evaluated.